VRx and AXON™ Anleitung für Windenseilbefestigung

BEVOR Sie das Produkt installieren, lesen Sie bitte die gesamte dazugehörige Literatur.

www.warn.com

PUNKTE BENÖTIGT

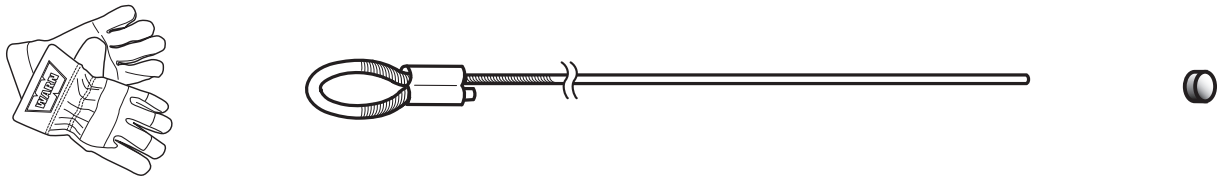

INSTALLATION

1.

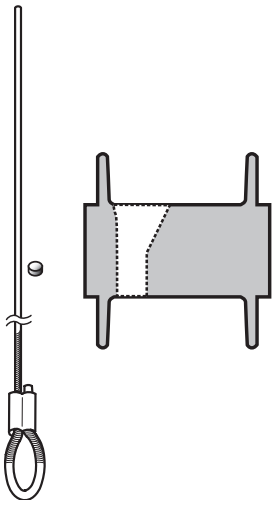

2.

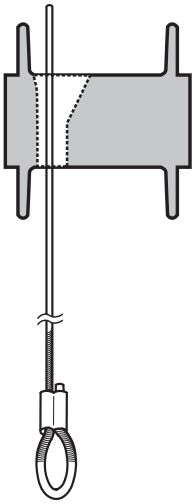

3.

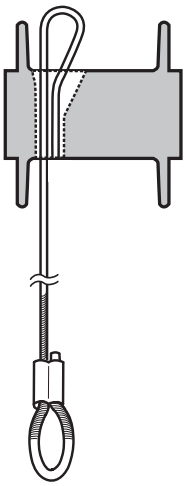

4.

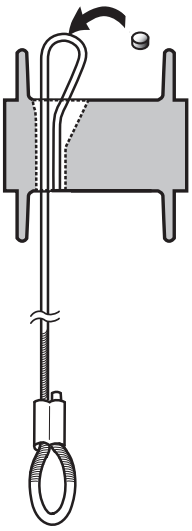

5.

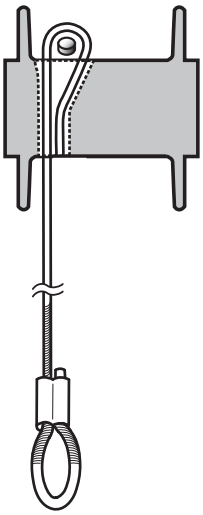

6.

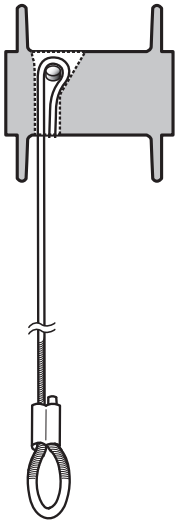

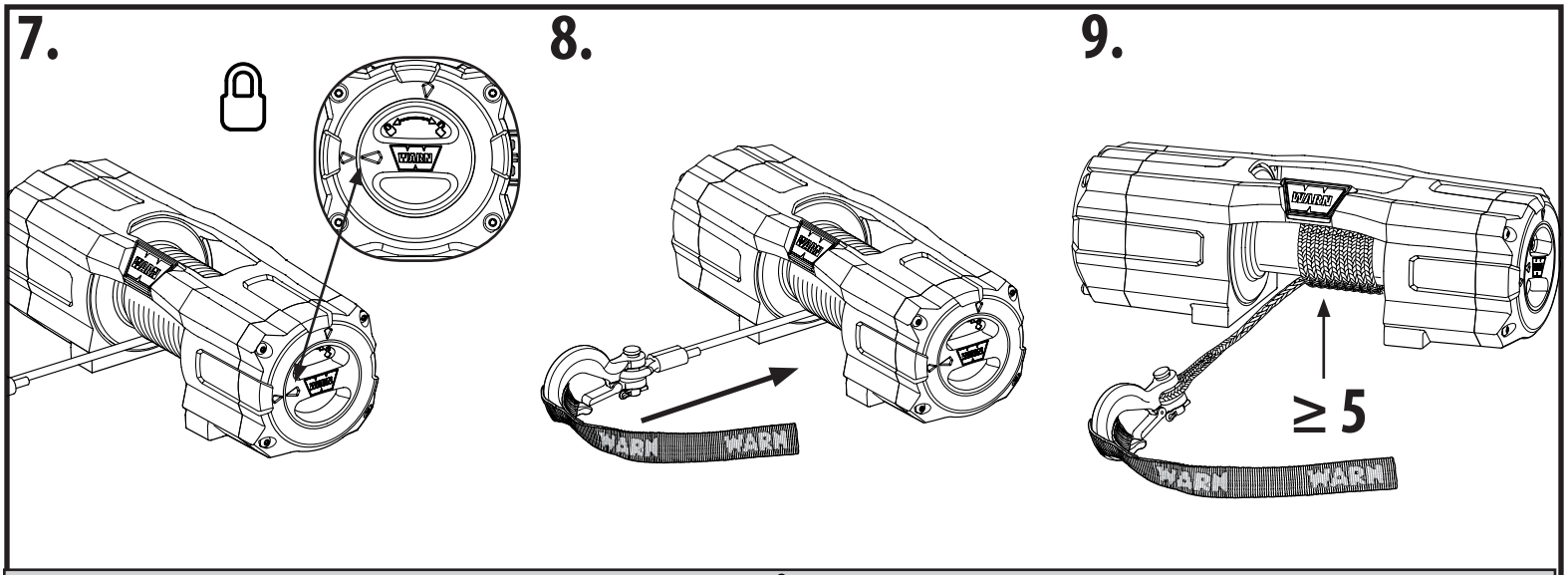

- Kenne immer die Arbeitslastgrenze (WLL) deines Seils.
- Überschreiten Sie nie die WLL (Working Load Limit) von Seil oder Schocklast dieses Seil.

Seilgröße	Belastungsgrenze
Draht	
3/16” (4.8 mm)	2500 lb. (1134 kg)
7/32” (5.6 mm)	3500 lb. (1588 kg)
1/4” (6.3 mm)	5500 lb. (2495 kg)
Synthetik	
3/16” (4.8 mm)	3500 lb. (1588 kg)
1/4” (6.3 mm)	5500 lb. (2495 kg)

WARN INDUSTRIES, INC. 12900 S.E. Capps Road, **www.warn.com**
Clackamas, OR USA 97015-8903, 1-503-722-1200, FAX: 1-503-722-3000
Customer Service: 1-800-543-9276
Dealer Locator Service: 1-800-910-1122
International Fax: 1-503-722-3005

VRx and AXON™ Installationsanvisningar för vinsch kabel

Läs all produktdokumentation **INNAN** du installerar produkten.

www.warn.com

ITEMS BEHOVS



INSTALLATION

1.

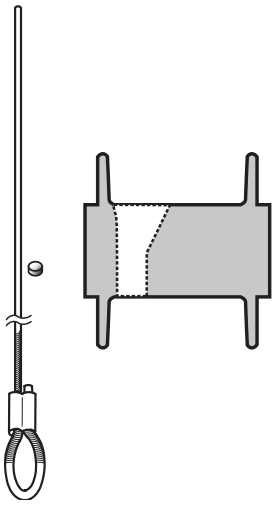

2.

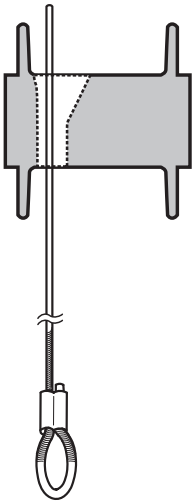

3.

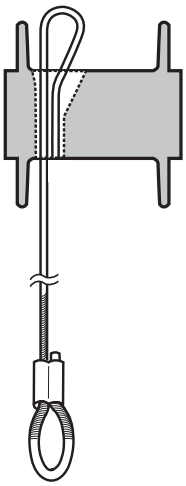

4.

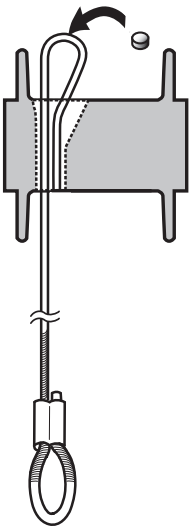

5.

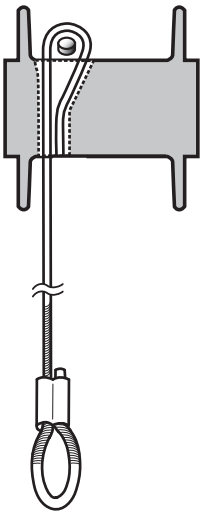

6.

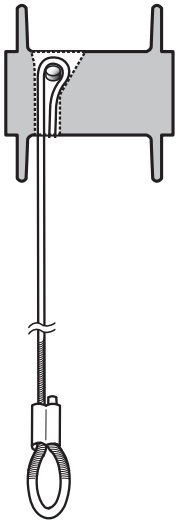

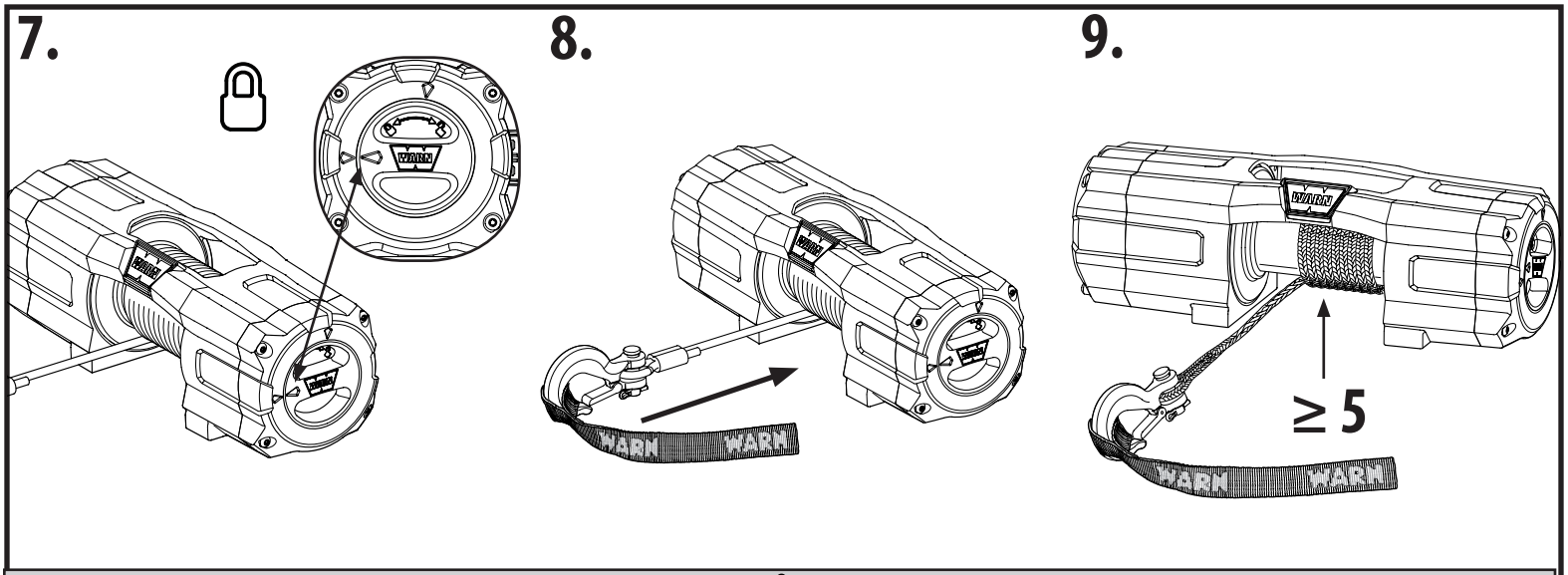

- Alltid känner till arbetsbelastningsgränsen (WLL) på ditt rep.
- Överskrid aldrig WLL (arbetsbelastningsgräns) för rep eller chockbelastning detta rep.

Kabelstorlek	Arbetsbelastningsgräns
Tråd	
3/16” (4.8 mm)	2500 lb. (1134 kg)
7/32” (5.6 mm)	3500 lb. (1588 kg)
1/4” (6.3 mm)	5500 lb. (2495 kg)
Syntetisk	
3/16” (4.8 mm)	3500 lb. (1588 kg)
1/4” (6.3 mm)	5500 lb. (2495 kg)

WARN INDUSTRIES, INC. 12900 S.E. Capps Road, **www.warn.com**
Clackamas, OR USA 97015-8903, 1-503-722-1200, FAX: 1-503-722-3000
Customer Service: 1-800-543-9276
Dealer Locator Service: 1-800-910-1122
International Fax: 1-503-722-3005

VRx and AXON™ Installationsanvisningar för vinschkabel

Leggere sempre la documentazione per intero **PRIMA** di installare il prodotto.

www.warn.com

FÖREMÅL SOM BEHÖVDES

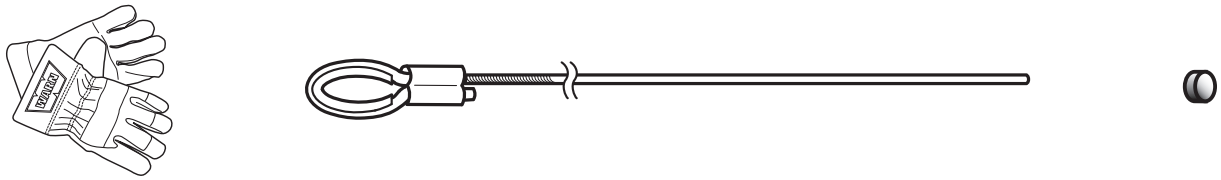

INSTALLATIONS INSTRUKTIONER

1.

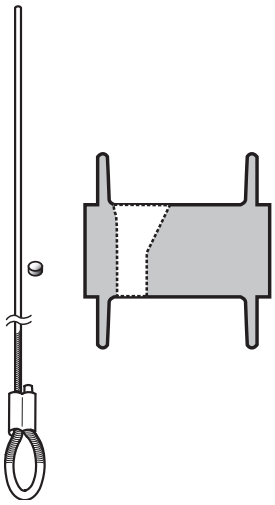

2.

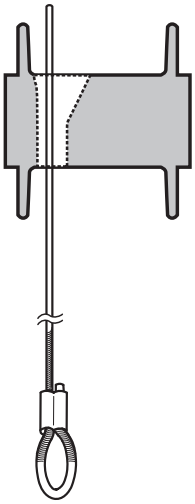

3.

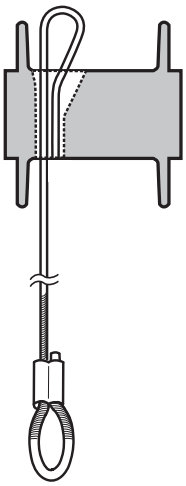

4.

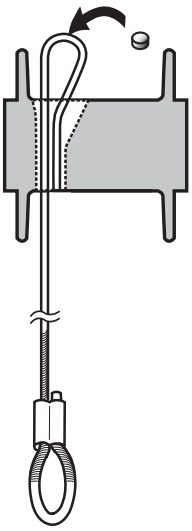

5.

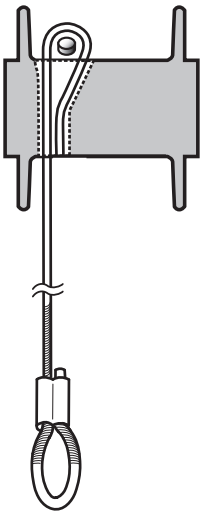

6.

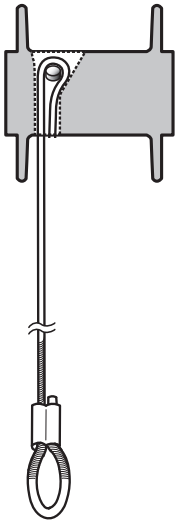

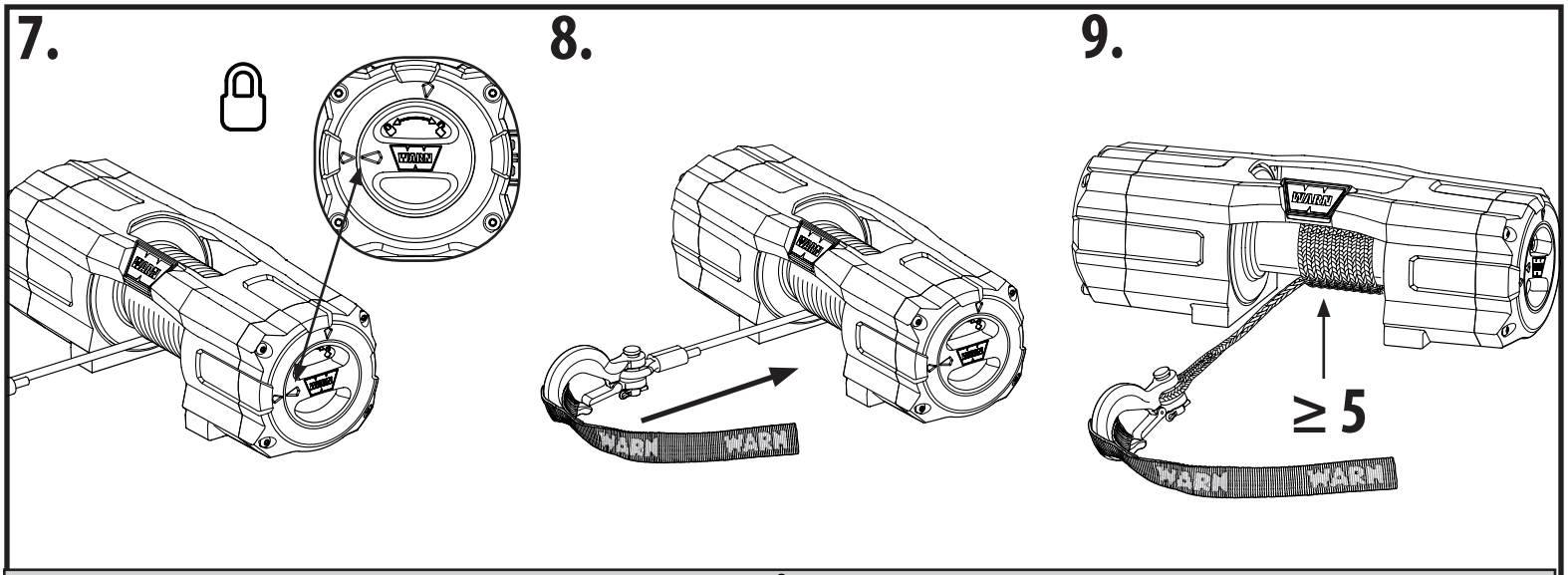

- Känner alltid arbetsgränsen (WLL) för din kabel.
- Överskrid aldrig WLL (arbetsbelastningsgräns) för rep eller chockbelastning på denna kabel.

Linjestorlek	Arbetsbelastningsgräns
KABEL	
3/16” (4.8 mm)	2500 lb. (1134 kg)
7/32” (5.6 mm)	3500 lb. (1588 kg)
1/4” (6.3 mm)	5500 lb. (2495 kg)
SYNTETISK	
3/16” (4.8 mm)	3500 lb. (1588 kg)
1/4” (6.3 mm)	5500 lb. (2495 kg)

WARN INDUSTRIES, INC. 12900 S.E. Capps Road, **www.warn.com**
Clackamas, OR USA 97015-8903, 1-503-722-1200, FAX: 1-503-722-3000
Customer Service: 1-800-543-9276
Dealer Locator Service: 1-800-910-1122
International Fax: 1-503-722-3005

VRx and AXON™
Istruzioni per l'installazione della corda dell'argano

Sempre leia todos os materiais de consulta **ANTES** de instalar o produto.

www.warn.com

OGGETTO NECESSARIO



INSTALLAZIONE

1.

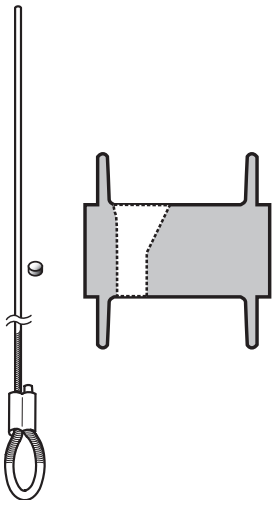

2.

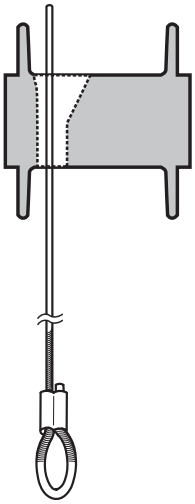

3.

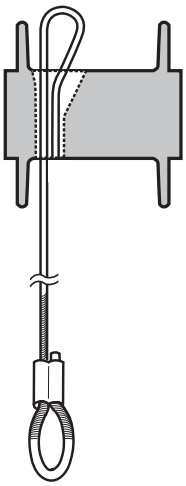

4.

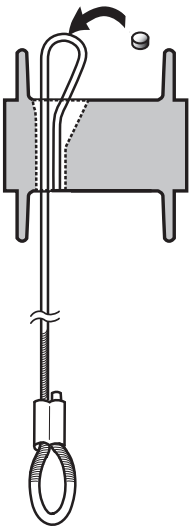

5.

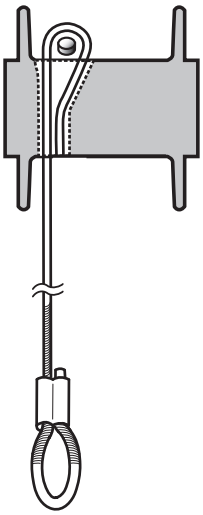

6.

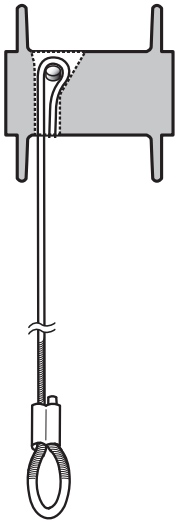

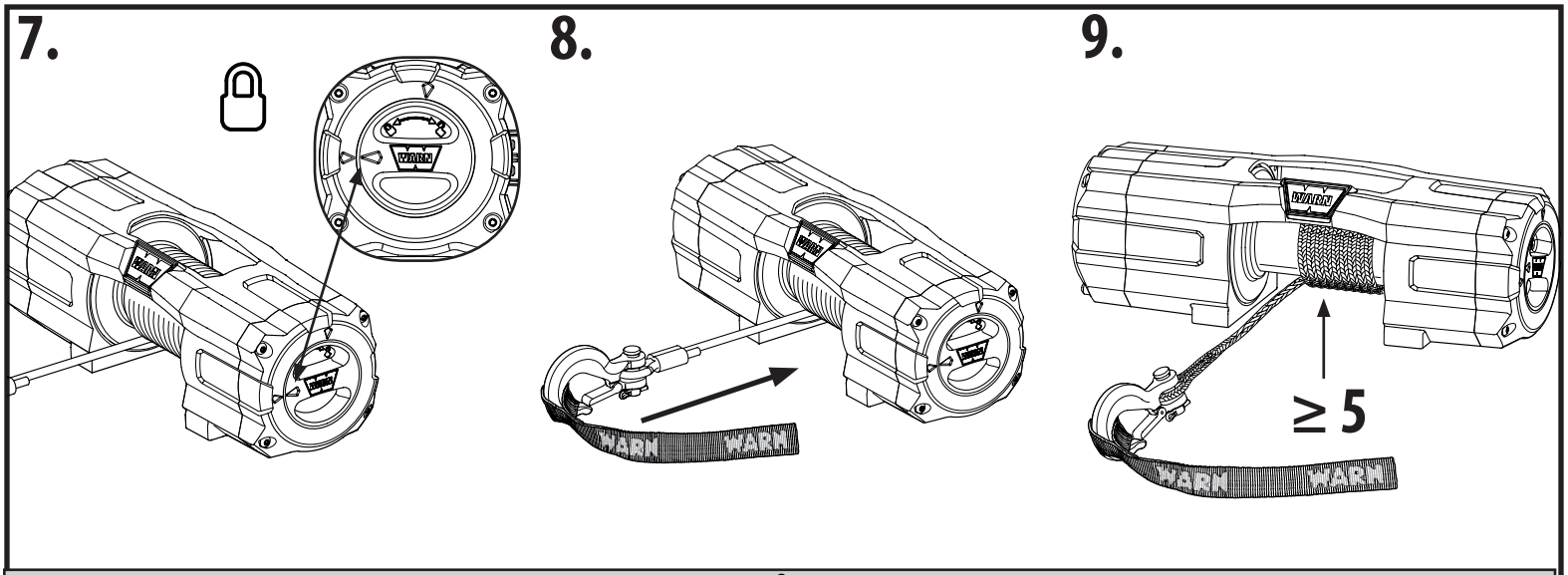

- Conosci sempre il limite di carico di lavoro (WLL) della tua corda.
- Non superare mai il limite massimo di carico (carico di lavoro) della fune o caricare questa corda.

Dimensione della corda	Limite del carico di lavoro
Cavo	
3/16” (4.8 mm)	2500 lb. (1134 kg)
7/32” (5.6 mm)	3500 lb. (1588 kg)
1/4” (6.3 mm)	5500 lb. (2495 kg)
Sintetico	
3/16” (4.8 mm)	3500 lb. (1588 kg)
1/4” (6.3 mm)	5500 lb. (2495 kg)

WARN INDUSTRIES, INC. 12900 S.E. Capps Road, **www.warn.com**
Clackamas, OR USA 97015-8903, 1-503-722-1200, FAX: 1-503-722-3000
Customer Service: 1-800-543-9276
Dealer Locator Service: 1-800-910-1122
International Fax: 1-503-722-3005

VRx and AXON™
Istruzioni per l'installazione della corda dell'argano

Lue kaikki tuotteen oppaat **ENNEN** tuotteen asennusta.

www.warn.com

TARVITTAVAT ASIAT



ASENNUSOHJEET

1.

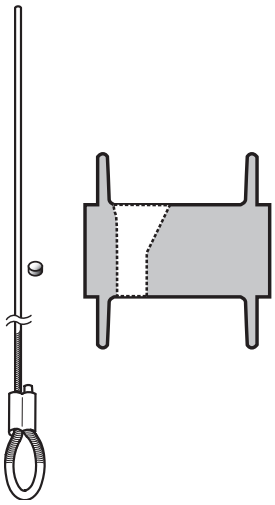

2.

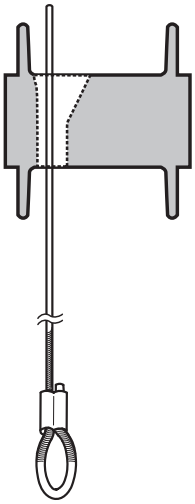

3.

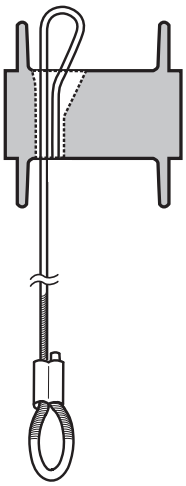

4.

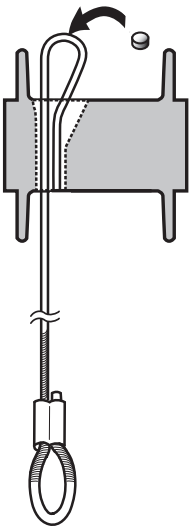

5.

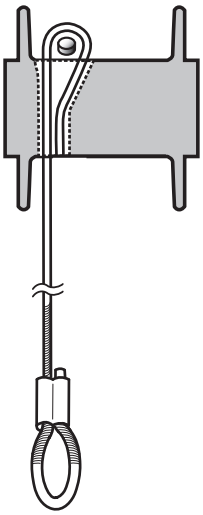

6.

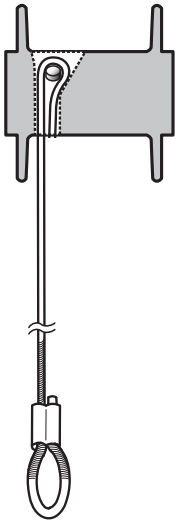

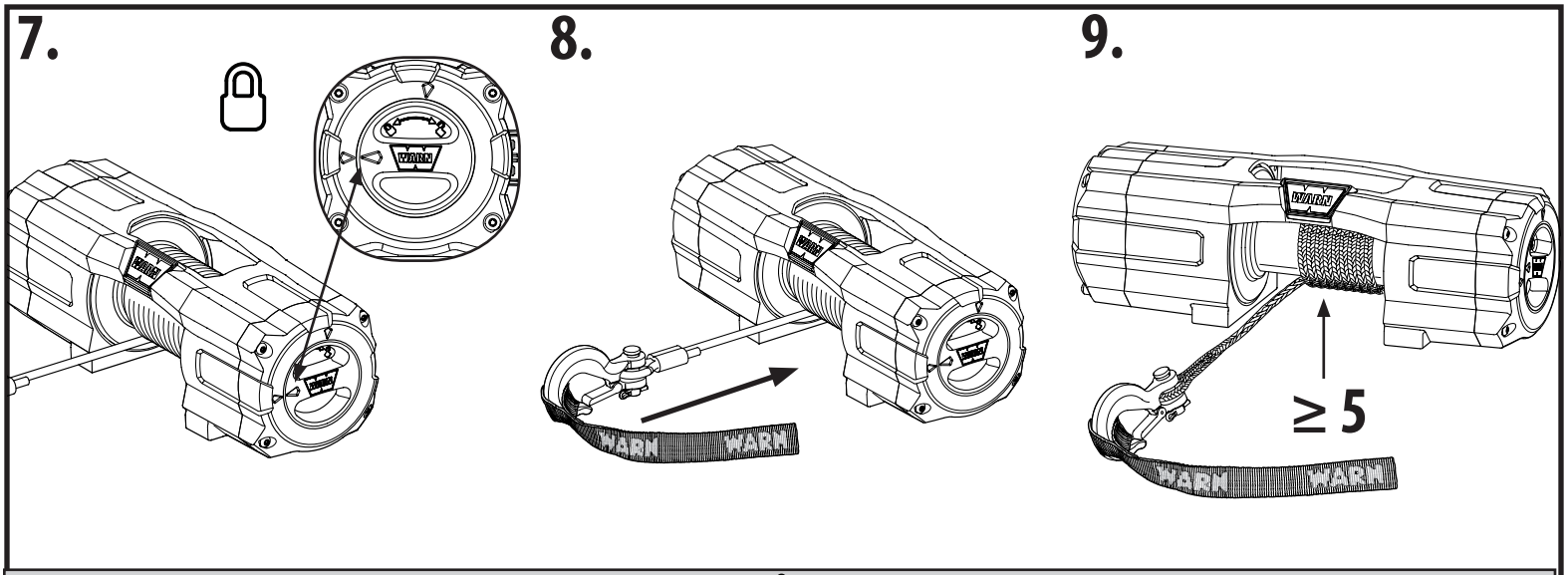

- Tunnista aina köyden työtason raja (WLL).
- Älä koskaan ylitä köyden WLL (työkuorman raja) tai isku lataa tämä köysi.

Kaapelin koko	Työkuorman raja
Kaapeli	
3/16” (4.8 mm)	2500 lb. (1134 kg)
7/32” (5.6 mm)	3500 lb. (1588 kg)
1/4” (6.3 mm)	5500 lb. (2495 kg)
Synteettinen	
3/16” (4.8 mm)	3500 lb. (1588 kg)
1/4” (6.3 mm)	5500 lb. (2495 kg)

WARN INDUSTRIES, INC. 12900 S.E. Capps Road, **www.warn.com**
Clackamas, OR USA 97015-8903, 1-503-722-1200, FAX: 1-503-722-3000
Customer Service: 1-800-543-9276
Dealer Locator Service: 1-800-910-1122
International Fax: 1-503-722-3005

VRx and AXON™ Winch Installatie-instructies voor lierkabel

Lees altijd alle productdocumentatie **VOORDAT** u het product installeert.

www.warn.com

PUNTEN NODIG

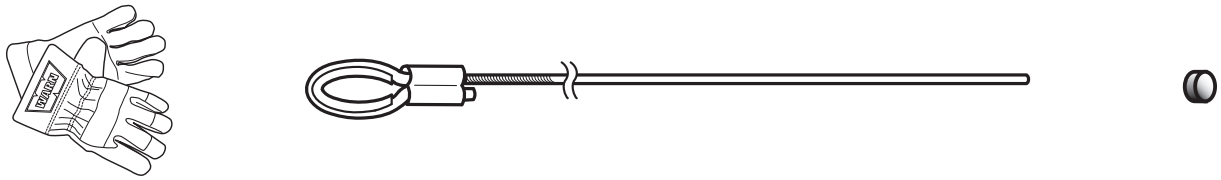

INSTALLATIE INSTRUCTIES

1.

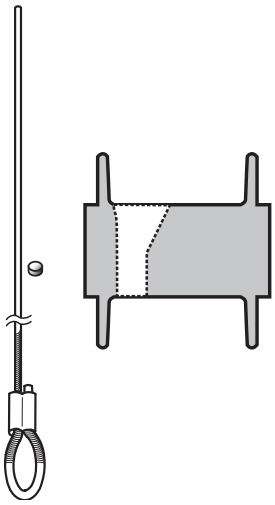

2.

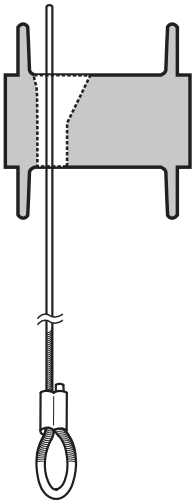

3.

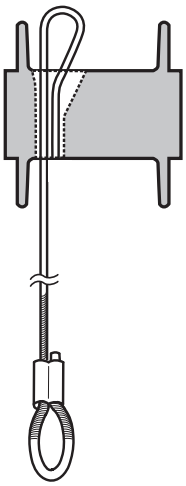

4.

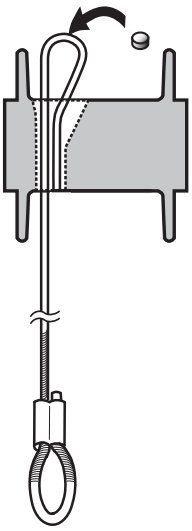

5.

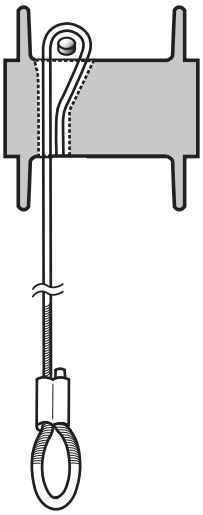

6.

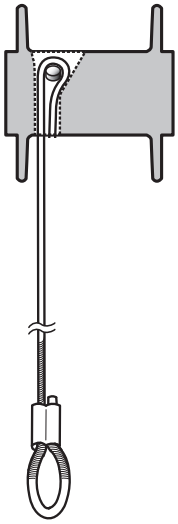

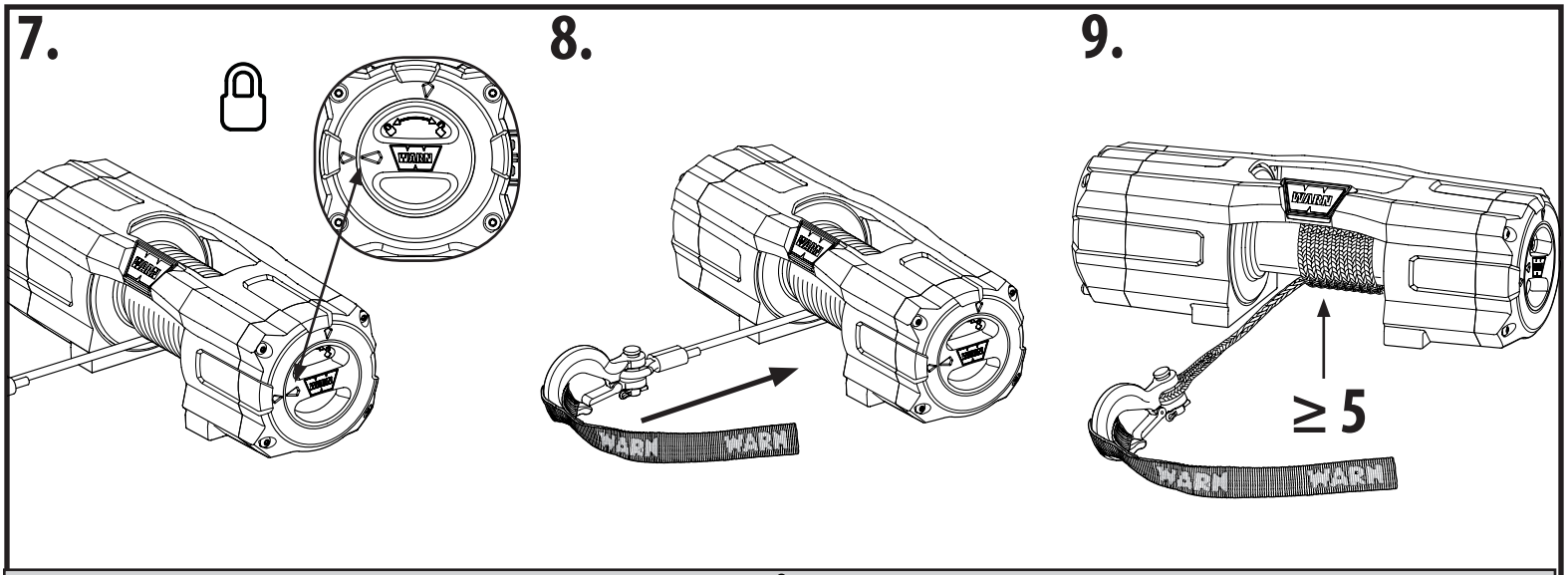

- Always know the Working Load Limit (WLL) of your rope. / Toujours déterminer si le câble est adapté à l'application envisagée. / Verifique siempre que el cable sea apto para cada aplicación.
- Never exceed the WLL (Working Load Limit) of rope or shock load this rope. / Ne jamais dépasser la limite de charge de service (LCS) du câble ou secouer le câble sous charge / No exceda nunca el límite de carga de trabajo ni cargue bruscamente este cable.

Rope Size/ Dimension de câble / Tamaño del cable	Working Load Limit / Charge utile / Límite de carga de trabajo
WIRE	
3/16" (4.8 mm)	2500 lb. (1134 kg)
7/32" (5.6 mm)	3500 lb. (1588 kg)
1/4" (6.3 mm)	5500 lb. (2495 kg)
SYNTHETIC	
3/16" (4.8 mm)	3500 lb. (1588 kg)
1/4" (6.3 mm)	5500 lb. (2495 kg)

(Deutsch) Bitte besuchen **www.warn** für Installationsanleitung.

(Svenska) Besök **www.warn.com** för Installera instruktioner.

(Italiano) Visitare **www.warn.com** per installare istruzioni.

(Suomi) Vieraile **www.warn.com** asennusohje.

(Nederlands) Bezoek **www.warn.com** voor installatiehandleiding.

(Português) Visite **www.warn.com** para guia de instalação.

WARN INDUSTRIES, INC. 12900 S.E. Capps Road, **www.warn.com**
Clackamas, OR USA 97015-8903, 1-503-722-1200, FAX: 1-503-722-3000
Customer Service: 1-800-543-9276
Dealer Locator Service: 1-800-910-1122
International Fax: 1-503-722-3005

VRx and AXON™ Winch Rope Installation Instructions

Always Read All Product Literature **BEFORE** installing product.
Lire toute la documentation produit **AVANT** d'installer le produit.
Leer toda la documentación del producto **ANTES** de instalar el producto.

www.warn.com

ITEMS NEEDED/ ÉLÉMENTS NÉCESSAIRES/ ELEMENTOS NECESARIOS



INSTALLATION/ INSTALACIÓN

1.

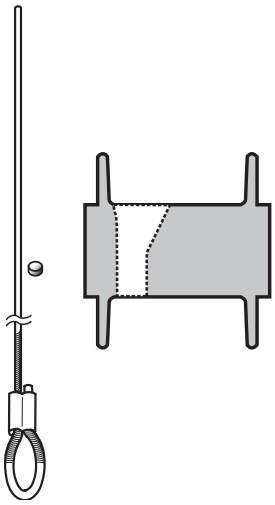

2.

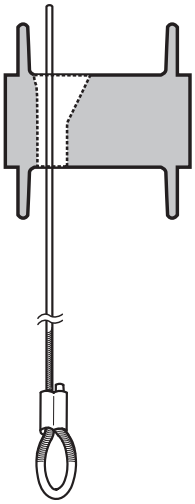

3.

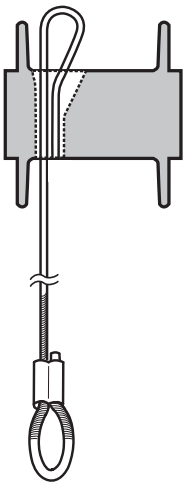

4.

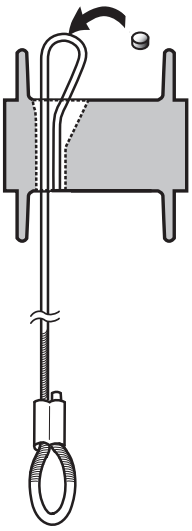

5.

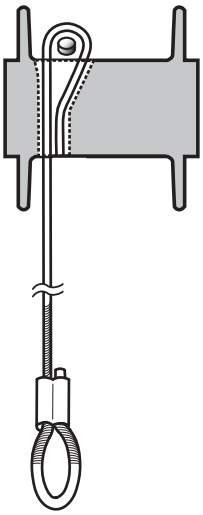

6.

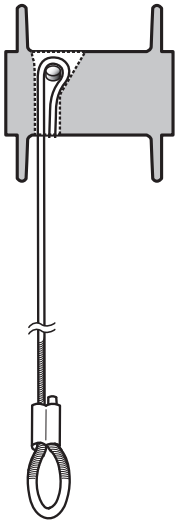

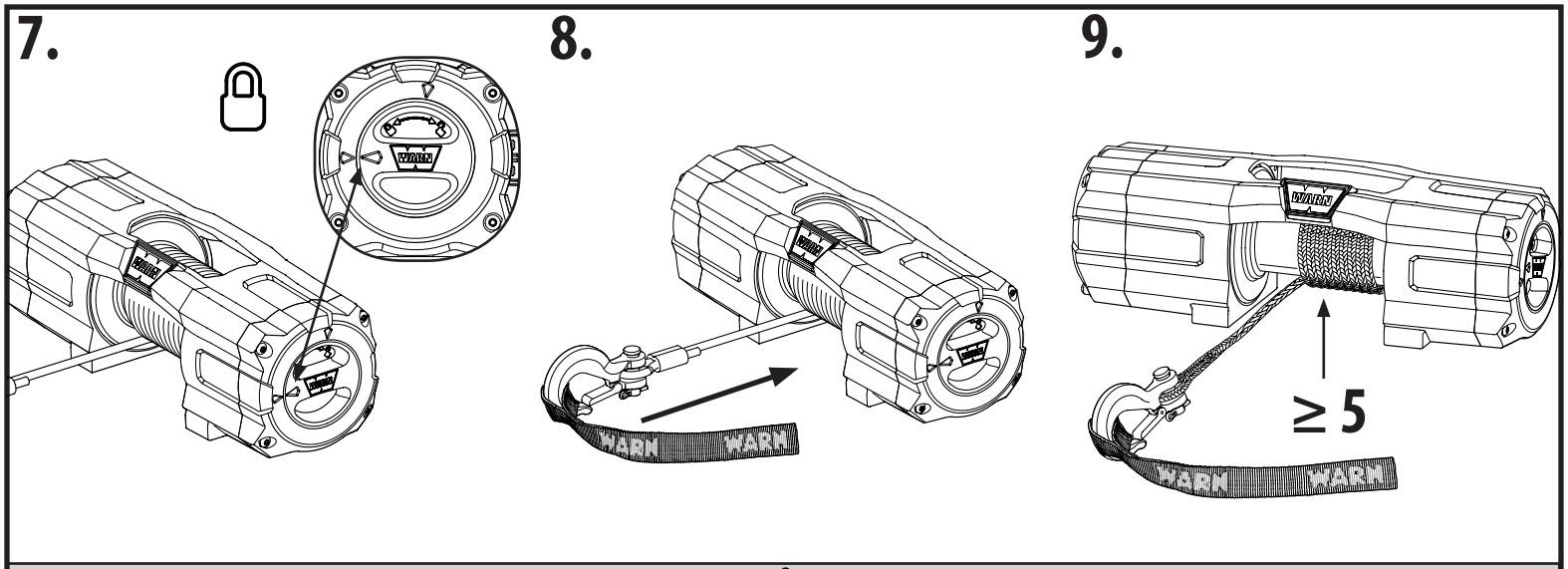

- Always know the Working Load Limit (WLL) of your rope. / Toujours déterminer si le câble est adapté à l'application envisagée. / Verifique siempre que el cable sea apto para cada aplicación.
- Never exceed the WLL (Working Load Limit) of rope or shock load this rope. / Ne jamais dépasser la limite de charge de service (LCS) du câble ou secouer le câble sous charge / No exceda nunca el límite de carga de trabajo ni cargue bruscamente este cable.

Rope Size/ Dimension de câble / Tamaño del cable	Working Load Limit / Charge utile / Límite de carga de trabajo
WIRE	
3/16" (4.8 mm)	2500 lb. (1134 kg)
7/32" (5.6 mm)	3500 lb. (1588 kg)
1/4" (6.3 mm)	5500 lb. (2495 kg)
SYNTHETIC	
3/16" (4.8 mm)	3500 lb. (1588 kg)
1/4" (6.3 mm)	5500 lb. (2495 kg)

(Deutsch) Bitte besuchen **www.warn** für Installationsanleitung.

(Svenska) Besök **www.warn.com** för Installera instruktioner.

(Italiano) Visitare **www.warn.com** per installare istruzioni.

(Suomi) Vieraile **www.warn.com** asennusohje.

(Nederlands) Bezoek **www.warn.com** voor installatiehandleiding.

(Português) Visite **www.warn.com** para guia de instalação.

WARN INDUSTRIES, INC. 12900 S.E. Capps Road, **www.warn.com**
Clackamas, OR USA 97015-8903, 1-503-722-1200, FAX: 1-503-722-3000
Customer Service: 1-800-543-9276
Dealer Locator Service: 1-800-910-1122
International Fax: 1-503-722-3005